


İLKOKUL DOKÜMANLARI

DÜŞÜNDÜREN ETKİNLİKLER

İKİYE VE BEŞE BÖLME



Adı Soyadı : _____

1. Aşağıdaki nesnelere **ikişerli** gruplandırarak bölme işlemlerini yapalım.

$$\begin{array}{r} 12 \quad | \quad 2 \\ \hline \end{array}$$
$$\begin{array}{r} \quad \quad | \quad 2 \\ \hline \end{array}$$
$$\begin{array}{r} \quad \quad | \quad 2 \\ \hline \end{array}$$
$$\begin{array}{r} \quad \quad | \quad 2 \\ \hline \end{array}$$

2. Aşağıdaki ardışık çıkarma işlemlerini örnekteki gibi bölme işlemi şeklinde gösterelim.



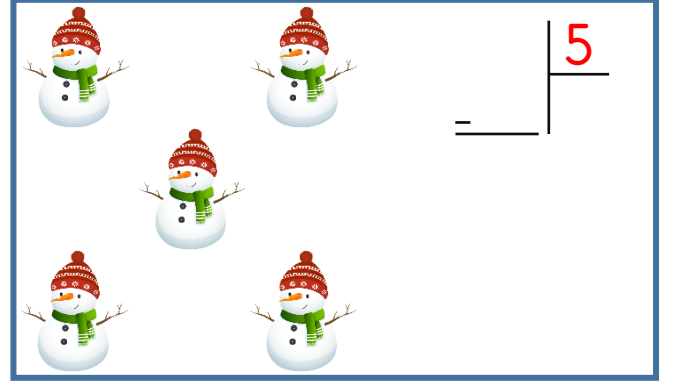

$$\begin{array}{l} 12 - 4 = 8 \\ 8 - 4 = 4 \\ 4 - 4 = 0 \end{array} \quad \begin{array}{r} 12 \quad | \quad 4 \\ \hline \underline{12} \quad | \quad 3 \\ 00 \end{array}$$

$$\begin{array}{l} 15 - 5 = 10 \\ 10 - 5 = 5 \\ 5 - 5 = 0 \end{array} \quad \begin{array}{r} \quad \quad | \quad \quad \\ \hline \end{array}$$

$$\begin{array}{l} 20 - 5 = 15 \\ 15 - 5 = 10 \\ 10 - 5 = 5 \\ 5 - 5 = 0 \end{array} \quad \begin{array}{r} \quad \quad | \quad \quad \\ \hline \end{array}$$

$$\begin{array}{l} 10 - 2 = 8 \\ 8 - 2 = 6 \\ 6 - 2 = 4 \\ 4 - 2 = 2 \\ 2 - 2 = 0 \end{array} \quad \begin{array}{r} \quad \quad | \quad \quad \\ \hline \end{array}$$

3. Aşağıdaki nesnelere **beşerli** gruplandırarak bölme işlemlerini yapalım.



4. Aşağıdaki bölme işlemlerini yapalım.

$$12 \begin{array}{r} | \\ 2 \\ \hline \end{array}$$

$$15 \begin{array}{r} | \\ 5 \\ \hline \end{array}$$

$$18 \begin{array}{r} | \\ 2 \\ \hline \end{array}$$

$$10 \begin{array}{r} | \\ 2 \\ \hline \end{array}$$

$$20 \begin{array}{r} | \\ 5 \\ \hline \end{array}$$

$$8 \begin{array}{r} | \\ 2 \\ \hline \end{array}$$

$$14 \begin{array}{r} | \\ 2 \\ \hline \end{array}$$

$$4 \begin{array}{r} | \\ 2 \\ \hline \end{array}$$

$$6 \begin{array}{r} | \\ 2 \\ \hline \end{array}$$

$$15 \begin{array}{r} | \\ 3 \\ \hline \end{array}$$

$$5 \begin{array}{r} | \\ 5 \\ \hline \end{array}$$

$$16 \begin{array}{r} | \\ 2 \\ \hline \end{array}$$